


**C24 –PARALLEL PORT
CONNECTOR BOARD Rev. 2**



JANUARY 2015

USER'S MANUAL

TABLE OF CONTENTS

Page #

Contents

1.0	OVERVIEW.....	1
2.0	FEATURES.....	1
3.0	BOARD DESCRIPTION.....	1
4.0	DIMENSIONS.....	2

1.0 OVERVIEW

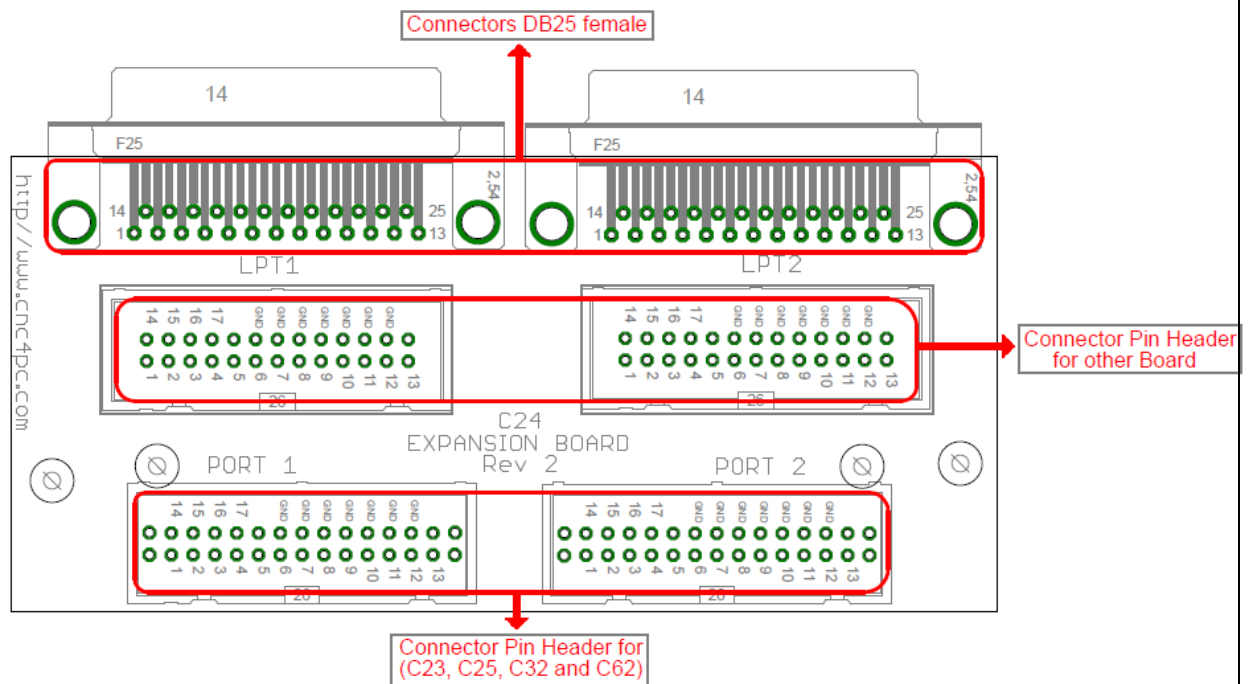
This board is used for adding parallel port DB25 connections to the (C23, C25, C32 and C62 board).

It allows switching back and forth between the Smooth Stepper and regular parallel port with minimal changes to the wiring.

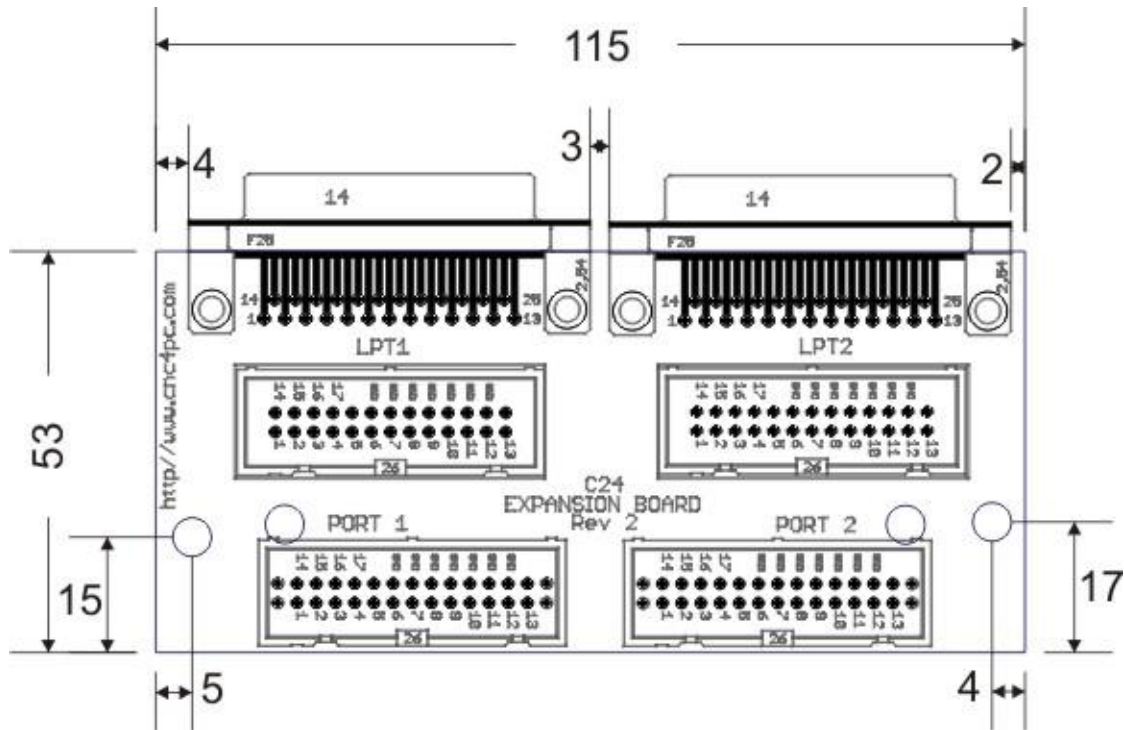
2.0 FEATURES

- Two connectors DB25 female
- Two pin header for connect (C23, C25, C32 and C62)
- Two pin header for connect other board

3.0 BOARD DESCRIPTION



4.0 DIMENSIONS



All dimensions are in Millimeters.

DISCLAIMER

Use caution. CNC machines can be dangerous machines. Neither DUNCAN USA, LLC nor Arturo Duncan are liable for any accidents resulting from the improper use of these devices. This board is not a fail-safe device and it should not be used in life support systems or in other devices where its failure or possible erratic operation could cause property damage, bodily injury or loss of life.