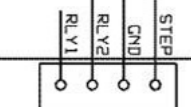


PIN ASSIGNED TO SPINDLE STEP OUTPUT SIGNAL >

PARALLEL PORT GROUND >

PIN ASSIGNED TO OUTPUT ON M4 COMMAND >

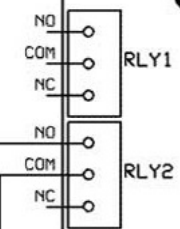
COMPUTER PARALLEL PORT



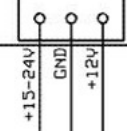
COMPUTER INPUT

CAUTION!
JUMPERS MUST BE SET FOR OPTOISOLATION

CNC4PC C6 BOARD



POWER



<+15 to +24V SUPPLY

<+12V SUPPLY

<SUPPLY GROUND

POWER SUPPLY MUST BE CONNECTED TO EITHER THE +15 to +24V INPUT OR THE +12V INPUT, BUT NOT BOTH.

WARNING!

THE SUPPLY GROUND MUST NOT BE CONNECTED TO THE AC POWER GROUND.

